

35 Derby Internacional Ciutadans Campeonato de España de Juveniles Giant Ladies Official ranking

COMPETITION JURY

TECHNICAL DELEGATE LOPEZ PRATS Santi (AND)
CHIEF OF RACE CARBONELL Jordi (ESP)
REFEREE ALEGRE Francisco (ESP)

WEATHER

CONDITIONS CLOUDY
SNOW HARD
AIR TEMPERATURE START : -3,0 °C
FINISH : 1,0 °C

1st RUN

COURSESETTER ORRIOLS Joan (ESP)
FORERUNNERS - A - BATLLE Alex (ESP)
- B - BATLLE Lluís (ESP)

2nd RUN

PUJOL Josep (ESP)
- A - BATLLE Alex (ESP)
- B - BATLLE Lluís (ESP)
- C - SANLLEHI Eduard (ESP)

COURSE Roc Blanc Estadi
START 2025 m
FINISH 1775 m
DROP 250 m
HOMOLOGATION 8832/02/08
GATES 29
DIRECTIONS 27
STARTING TIME 10:00

Roc Blanc Estadi
2025 m
1775 m
250 m
8832/02/08
30
28
12:45

LIST n°1016















APPLIED PENALTY: 31,20

CALCULATED PENALTY: 28,20





F = 980

Rank	(Rank)	Bib	Code	Name	Year	Category	Nation	Run 1	Run 2	Time	Gap	Points	Cit
1	(1)	2	496055	PAU Nuria	1994	U30	SPA	45.96	47.72	1:33.68	0.00	0,00	NO CIT
2	(1)	13	496138	BARGALLO Julia	1995	U21	SPA	46.70	47.46	1:34.16	0.48	5,02	NO CIT
3	(2)	5	496139	DIAZ-PRIETO Anna	1995	U21	SPA	47.40	47.51	1:34.91	1.23	12,87	NO CIT
4	(3)	1	496284	ESTEVE Anna	1997	U21	SPA	47.55	47.96	1:35.51	1.83	19,14	NO CIT
5	(4)	3	25188	RAMENTOL Sara	1996	U21	AND	46.83	48.74	1:35.57	1.89	19,77	
6	(5)	4	496229	JIMENEZ Marta	1996	U21	SPA	47.57	48.68	1:36.25	2.57	26,89	NO CIT
7	(6)	9	496222	LOPEZ Clara	1996	U21	SPA	47.60	49.10	1:36.70	3.02	31,59	NO CIT
8	(1)	7	496328	OLLER Anna	1998	U18	SPA	48.43	49.02	1:37.45	3.77	39,44	NO CIT
9	(2)	14	496327	MIQUEL Mirentxu	1998	U18	SPA	49.10	48.48	1:37.58	3.90	40,80	NO CIT
10	(3)	6	496379	BELIO Irati	1999	U18	SPA	49.25	48.67	1:37.92	4.24	44,36	NO CIT
11	(4)	10	496358	VALERO Adriana	1998	U18	SPA	48.64	49.62	1:38.26	4.58	47,91	NO CIT
12	(5)	11	496322	MATEU Eugenia	1998	U18	SPA	49.26	49.87	1:39.13	5.45	57,01	NO CIT
13	(6)	15	496376	RELAT Maria	1999	U18	SPA	49.37	49.78	1:39.15	5.47	57,22	NO CIT
14	(7)	12	496371	FORNE Alba	1999	U18	SPA	49.81	49.92	1:39.73	6.05	63,29	CIT
15	(8)	16	25207	MIJARES RUF Claudia	1999	U18	AND	50.05	49.86	1:39.91	6.23	65,17	
16	(9)	28	496338	BELDARRAIN Lucia	1998	U18	SPA	51.22	50.60	1:41.82	8.14	85,15	CIT
17	(10)	23	496403	GASIENICA-KOTELNICKA Noelia	1999	U18	SPA	51.33	50.65	1:41.98	8.30	86,83	NO CIT
18	(11)	19	25204	RIBO ALAEZ Marta	1998	U18	AND	52.04	49.95	1:41.99	8.31	86,93	
19	(7)	17	496313	GANDARIAS Sofia	1997	U21	SPA	51.81	50.23	1:42.04	8.36	87,46	NO CIT
20	(12)	26	496325	GARCIA Marta	1998	U18	SPA	50.95	51.17	1:42.12	8.44	88,29	CIT
21	(13)	18	496360	COSTA Gloria	1998	U18	SPA	51.39	50.81	1:42.20	8.52	89,13	CIT
22	(14)	29	496373	SULE Georgina	1999	U18	SPA	51.96	50.69	1:42.65	8.97	93,84	CIT
23	(8)	25	496310	CASTELL Mariona	1997	U21	SPA	52.82	52.07	1:44.89	11.21	117,27	CIT
24	(15)	33	496375	FUCALE Alberta	1999	U18	SPA	54.36	51.06	1:45.42	11.74	122,81	CIT
25	(16)	31	115209	SILVA Florencia	1998	U18	CHI	53.75	51.91	1:45.66	11.98	125,32	NO CIT
26	(9)	24	496307	SAEZ Mariona	1997	U21	SPA	53.75	52.08	1:45.83	12.15	127,10	CIT
27	(17)	39	496395	MARISTANY Ines	1999	U18	SPA	54.60	52.02	1:46.62	12.94	135,37	CIT
27	(17)	36	496339	HIJAZO Nieves	1998	U18	SPA	54.75	51.87	1:46.62	12.94	135,37	CIT



35 Derby Internacional Ciutadans
Campeonato de España de Juveniles
Giant Ladies
Official ranking

Rank (Rank)	Bib	Code	Name	Year	Category	Nation	Run 1	Run 2	Time	Gap	Points	Cit
29	(19)	27	496323 FORNE Claudia	1998	U18		54.63	52.82	1:47.45	13.77	144,05	CIT
30	(20)	30	496324 PUJOL Nora	1998	U18		54.91	55.17	1:50.08	16.40	171,56	CIT
31	(21)	38	496349 ISERN Marta	1998	U18		56.10	54.42	1:50.52	16.84	176,17	CIT
32	(22)	32	496354 AGUILA Blanca	1998	U18		55.52	55.33	1:50.85	17.17	179,62	CIT
33	(23)	37	496326 VALENCIA Ivet	1998	U18		56.67	54.50	1:51.17	17.49	182,97	CIT
34	(10)	40	496288 MOSTEIRO Maria	1997	U21		56.40	54.81	1:51.21	17.53	183,38	CIT
35	(24)	35	496355 COSTA M teresa	1998	U18		55.65	56.09	1:51.74	18.06	188,93	CIT
36	(25)	44	496363 BEYA Marta	1998	U18		57.22	55.27	1:52.49	18.81	196,77	CIT
37	(26)	45	496346 SERRA Andrea	1998	U18		56.49	57.18	1:53.67	19.99	209,12	CIT
38	(27)	47	496407 PARIS Mariona	1999	U18		58.07	56.44	1:54.51	20.83	217,91	CIT
39	(28)	50	496409 CRUELLES Paula	1999	U18		57.84	57.69	1:55.53	21.85	228,58	CIT
40	(29)	34	496377 CUBO Clara	1999	U18		58.54	57.90	1:56.44	22.76	238,10	CIT
41	(30)	48	496398 CRUELLES Julia	1999	U18		1:01.70	59.42	2:01.12	27.44	287,05	CIT
42	(31)	46	496370 FORNE Ruth	1999	U18		1:01.65	1:01.38	2:03.03	29.35	307,03	CIT

Did Not Finish - Run 1 (4)

8	25201	RAMENTOL ALMEIDA Mariona	1998	U18								
21	496404	GORDO Rocio	1999	U18								NO CIT
22	496405	SANCHEZ-CRUZAT Alicia	1999	U18								CIT
43	496337	MARTINEZ DE GUERENU Maria	1998	U18								CIT











Did Not Finish - Run 2 (4)

20	25208	ARNABAT MARSOL Laura	1999	U18								
41	496140	FERNANDEZ Irati	1995	U21								CIT
42	496345	SANS Clara	1998	U18								CIT
49	496397	LABAL Adriana	1999	U18								CIT

35 Derby Internacional Ciutadans Campeonato de España de Juveniles Giant Ladies Penalty calculation

Rank	Bib	Code	Name	Year	Nation	Region	Points	Best 5	Race points
------	-----	------	------	------	--------	--------	--------	--------	-------------

Best 10 at finish

1	2	496055	PAU Nuria	1994		CAT	31,05	31,05	0,00
2	13	496138	BARGALLO Julia	1995		CAT	29,49	29,49	5,02
3	5	496139	DIAZ-PRIETO Anna	1995		CAT	42,01	42,01	12,87
4	1	496284	ESTEVE Anna	1997		CAT	39,05	39,05	19,14
5	3	25188	RAMENTOL Sara	1996		AND	27,80	27,80	19,77
6	4	496229	JIMENEZ Marta	1996		CAT	50,77	-	-
7	9	496222	LOPEZ Clara	1996		CAT	50,96	-	-
8	7	496328	OLLER Anna	1998		CAT	60,60	-	-
9	14	496327	MIQUEL Mirentxu	1998		CAT	55,12	-	-
10	6	496379	BELIO Irati	1999		ARA	75,85	-	-

Best 5 at start

5	3	25188	RAMENTOL Sara	1996		AND	27,80
2	13	496138	BARGALLO Julia	1995		CAT	29,49
1	2	496055	PAU Nuria	1994		CAT	31,05
4	1	496284	ESTEVE Anna	1997		CAT	39,05
3	5	496139	DIAZ-PRIETO Anna	1995		CAT	42,01

(DNF: Did Not Finish, DSQ: Disqualified)

TOTAL

(B) List points of best 5 at start	169,40
(A) List points of the best 5 to finish in top 10	169,40
(C) Race points of corresponding competitors	56,80
Calculated penalty (A + B - C) = 282,00 / 10	28,20
Correction value (Z)	0,00
Category adder	3,00
Applied penalty	31,20

Technical Delegate

35 Derby Internacional Ciutadans

Campeonato de España de Juveniles

Giant Mens

Official ranking

COMPETITION JURY

TECHNICAL DELEGATE LOPEZ PRATS Santi (AND)
 CHIEF OF RACE CARBONELL Jordi (ESP)
 REFEREE ALEGRE Francisco (ESP)

WEATHER

CONDITIONS CLOUDY
 SNOW HARD
 AIR TEMPERATURE START : -1,0 °C
 FINISH : 1,0 °C

1st RUN

COURSESETTER ORRIOLS Joan (ESP)
 FORERUNNERS - A - BATLLE Alex (ESP)
 - B - BATLLE Lluís (ESP)

2nd RUN

PUJOL Josep (ESP)
 - A - BATLLE Alex (ESP)
 - B - BATLLE Lluís (ESP)
 - C - SANLLEHI Eduard (ESP)

COURSE Roc Blanc Estadi
 START 2025 m
 FINISH 1775 m
 DROP 250 m
 HOMOLOGATION 8832/02/08
 GATES 29
 DIRECTIONS 27
 STARTING TIME 10:30

Roc Blanc Estadi
 2025 m
 1775 m
 250 m
 8832/02/08
 30
 28
 13:15

LIST n°1016 APPLIED PENALTY: 39,00 CALCULATED PENALTY: 36,00 F = 980

Rank	(Rank)	Bib	Code	Name	Year	Category	Nation	Run 1	Run 2	Time	Gap	Points	Cit
1	(1)	51	20421	SALVADORES Xavier	1996	U21	AND	46.38	46.84	1:33.22		0,00	
2	(1)	65	492197	GARAY Aingeru	1998	U18	SPA	47.02	46.54	1:33.56	0.34	3,57	NO CIT
3	(1)	63	491879	SALARICH Joaquim	1994	U30	SPA	47.34	46.33	1:33.67	0.45	4,73	NO CIT
4	(2)	53	491395	SALARICH Xavier	1990	U30	SPA	46.86	47.24	1:34.10	0.88	9,25	CIT
5	(2)	56	492150	TABERNERO Marc	1997	U21	SPA	47.14	47.14	1:34.28	1.06	11,14	NO CIT
6	(3)	60	20386	PUIG DAVI Arnau	1994	U30	AND	47.43	46.90	1:34.33	1.11	11,67	
7	(3)	61	492181	LINACISORO Ibai	1997	U21	SPA	47.63	46.88	1:34.51	1.29	13,56	NO CIT
8	(4)	52	492065	ORTEGA Ricard	1996	U21	SPA	46.69	47.85	1:34.54	1.32	13,88	NO CIT
9	(2)	57	492192	ORTEGA Albert	1998	U18	SPA	47.29	47.46	1:34.75	1.53	16,08	NO CIT
10	(3)	67	492201	PARELLADA Enric	1998	U18	SPA	47.67	47.17	1:34.84	1.62	17,03	NO CIT
11	(5)	55	496301	PASCUAL Marc	1997	U21	SPA	47.47	47.49	1:34.96	1.74	18,29	NO CIT
12	(6)	66	492168	VIOU Gonzalo	1997	U21	SPA	47.66	47.47	1:35.13	1.91	20,08	CIT
13	(4)	58	491862	SERRA Jordi	1994	U30	SPA	48.82	46.38	1:35.20	1.98	20,82	CIT
14	(4)	74	492233	BARRUFET Ramon	1999	U18	SPA	47.94	47.41	1:35.35	2.13	22,39	NO CIT
15	(5)	54	491859	MATEU Miquel	1994	U30	SPA	47.84	47.53	1:35.37	2.15	22,60	CIT
16	(5)	59	492210	LAPLAZA Juan	1998	U18	SPA	48.29	47.47	1:35.76	2.54	26,70	NO CIT
17	(6)	76	20437	PEREZ FABREGA Albert	1998	U18	AND	48.30	47.71	1:36.01	2.79	29,33	
18	(7)	95	492153	LLIBRE Ferriol	1997	U21	SPA	48.04	47.99	1:36.03	2.81	29,54	CIT
19	(8)	69	20428	ROBERT Pol	1997	U21	AND	48.51	47.58	1:36.09	2.87	30,17	
20	(7)	87	492232	SALVAT Pol	1999	U18	SPA	49.46	47.61	1:37.07	3.85	40,47	CIT
21	(8)	80	20446	LOPEZ DOVINA Lucas	1999	U18	AND	49.66	47.57	1:37.23	4.01	42,16	
22	(9)	71	20453	RODRIGUEZ ELIAS Joaquim	1999	U18	AND	48.86	48.50	1:37.36	4.14	43,52	
23	(9)	70	20431	SASPLUGAS Jan	1997	U21	AND	49.21	48.27	1:37.48	4.26	44,78	
24	(10)	82	20452	MESA ESCUER Cerni	1999	U18	AND	49.60	47.92	1:37.52	4.30	45,20	
25	(11)	75	20442	RIUS GIMENEZ Alex	1998	U18	AND	49.49	48.51	1:38.00	4.78	50,25	
26	(12)	72	20447	SUAREZ PEREZ Pol	1999	U18	AND	49.66	48.47	1:38.13	4.91	51,62	
27	(10)	90	491963	CASTELL Joan	1995	U21	SPA	49.88	48.31	1:38.19	4.97	52,25	CIT
28	(1)	86	20023	MIJARES Tomas	1968	Mast-A	AND	49.46	48.83	1:38.29	5.07	53,30	

35 Derby Internacional Ciutadans
Campeonato de España de Juveniles
Giant Mens
Official ranking

Rank (Rank)	Bib	Code	Name	Year	Category	Nation	Run 1	Run 2	Time	Gap	Points	Cit
29	(13)	88	492240	VILADOMS Diego	1999	U18	50.58	48.95	1:39.53	6.31	66,34	CIT
30	(14)	92	492200	SABUGAL Borja	1998	U18	50.58	49.17	1:39.75	6.53	68,65	CIT
31	(11)	83	492149	URENA Joan	1997	U21	50.80	49.33	1:40.13	6.91	72,64	CIT
32	(15)	84	492236	MONTES Marc	1999	U18	50.60	50.01	1:40.61	7.39	77,69	NO CIT
33	(12)	91	492152	RAVENTOS Marc	1997	U21	50.83	49.92	1:40.75	7.53	79,16	CIT
34	(16)	78	492211	RANDO Marco	1998	U18	50.72	50.14	1:40.86	7.64	80,32	NO CIT
35	(13)	89	492070	CARRERO Fernando	1996	U21	50.86	50.14	1:41.00	7.78	81,79	NO CIT
36	(6)	96	491734	LOPEZ Eduard	1993	U30	51.42	49.79	1:41.21	7.99	84,00	CIT
37	(17)	94	20449	VARGAS BOURGUET Martin	1999	U18	51.42	49.98	1:41.40	8.18	85,99	
38	(18)	93	492225	VIDAOR Alvaro	1998	U18	51.29	50.34	1:41.63	8.41	88,41	CIT
39	(19)	102	492193	BOIX Jordi	1998	U18	51.72	51.20	1:42.92	9.70	101,97	CIT
40	(20)	103	492245	GONZALEZ Mateo	1999	U18	52.16	51.32	1:43.48	10.26	107,86	CIT
41	(21)	100	492261	ARRUEBO Alejandro	1999	U18	52.04	51.58	1:43.62	10.40	109,33	NO CIT
42	(22)	104	492253	CORTES Sergi	1999	U18	53.23	52.00	1:45.23	12.01	126,26	CIT
43	(23)	110	492266	CASTELLVI Manel	1999	U18	53.75	51.92	1:45.67	12.45	130,88	CIT
44	(24)	118	492212	GONZALEZ Alain	1998	U18	53.81	52.62	1:46.43	13.21	138,87	CIT
45	(25)	106	492257	SOLE Guillem	1999	U18	53.66	53.22	1:46.88	13.66	143,60	CIT
46	(26)	117	492264	JOFRE Joaquim	1999	U18	54.06	53.04	1:47.10	13.88	145,92	CIT
47	(14)	97	492151	VILANOVA Eduard	1997	U21	52.55	54.76	1:47.31	14.09	148,12	CIT
48	(7)	108	492265	MANANES Alfons	1992	U30	54.04	53.46	1:47.50	14.28	150,12	CIT
49	(27)	101	492267	NOGUERA Pol	1999	U18	54.70	52.93	1:47.63	14.41	151,49	CIT
50	(28)	105	492196	ESEVERRI Juan	1998	U18	54.23	53.65	1:47.88	14.66	154,12	CIT
51	(29)	115	492213	ZUDAIRE Gorka	1998	U18	54.61	53.50	1:48.11	14.89	156,54	CIT
52	(15)	119	491991	ALVAREZ Lucas	1995	U21	54.05	54.21	1:48.26	15.04	158,11	CIT
53	(8)	107	491883	MONTANER Miquel	1994	U30	54.83	53.96	1:48.79	15.57	163,68	CIT
54	(30)	109	492220	MORENO Ferran	1998	U18	54.73	54.07	1:48.80	15.58	163,79	CIT
55	(31)	120	492221	BONSFILLS Damia	1998	U18	54.86	54.61	1:49.47	16.25	170,83	CIT
56	(32)	112	492258	NICOLAU Arnau	1999	U18	55.31	54.64	1:49.95	16.73	175,88	CIT
57	(33)	116	492252	CORTES Xavier	1999	U18	55.62	54.92	1:50.54	17.32	182,08	CIT
58	(34)	113	492268	ARNAU Santiago	1999	U18	55.96	55.25	1:51.21	17.99	189,12	CIT
59	(16)	121	491953	RIERA Joan Marc	1995	U21	56.98	55.54	1:52.52	19.30	202,90	CIT
60	(35)	122	492269	BENITO Inigo	1999	U18	56.53	56.53	1:53.06	19.84	208,57	CIT
61	(36)	114	492271	BENET Roman	1999	U18	57.03	56.35	1:53.38	20.16	211,94	CIT
62	(37)	125	492263	PEREZ Aleix	1999	U18	59.36	57.18	1:56.54	23.32	245,16	CIT
63	(38)	126	492239	FERRER PILATO Jorge	1998	U18	1:02.41	1:00.05	2:02.46	29.24	307,39	CIT

Did Not Finish - Run 1 (8)

62	492176	SELLAS Nil	1997	U21	SPA							NO CIT
73	492058	SANLLEHI Eduard	1996	U21	SPA							CIT
77	492182	GONZALEZ Ander	1997	U21	SPA							NO CIT
79	492234	FORNESA Andres	1999	U18	SPA							NO CIT
81	492147	SOLA Jose	1997	U21	SPA							CIT
99	20454	CASTELLON GUILLEMANY Arnau	1999	U18	AND							
111	492187	TORRA Roger	1997	U21	SPA							CIT
124	492251	FONTANALS Miquel	1999	U18	SPA							CIT










Did Not Finish - Run 2 (5)

64	492063	ETXEZARRETA Adur	1996	U21	SPA							NO CIT
68	492053	GASTAMINZA Iker	1996	U21	SPA							CIT
85	491790	DE GOMIS Daniel	1993	U30	SPA							CIT
98	492154	MONTANER Albert	1997	U21	SPA							CIT
123	492202	MAIER Marc	1998	U18	SPA							CIT

35 Derby Internacional Ciutadans Campeonato de España de Juveniles Giant Mens Penalty calculation

Rank	Bib	Code	Name	Year	Nation	Region	Points	Best 5	Race points
------	-----	------	------	------	--------	--------	--------	--------	-------------

Best 10 at finish

1	51	20421	SALVADORES Xavier	1996		AND	28,46	28,46	0,00
2	65	492197	GARAY Aingeru	1998		CAT	46,66	46,66	3,57
3	63	491879	SALARICH Joaquim	1994		CAT	36,38	36,38	4,73
4	53	491395	SALARICH Xavier	1990		CAT	59,17	-	-
5	56	492150	TABERNERO Marc	1997		CAT	51,09	-	-
6	60	20386	PUIG DAVI Arnau	1994		AND	44,79	44,79	11,67
7	61	492181	LINACISORO Ibai	1997		VAS	50,79	50,79	13,56
8	52	492065	ORTEGA Ricard	1996		CAT	51,46	-	-
9	57	492192	ORTEGA Albert	1998		CAT	56,59	-	-
10	67	492201	PARELLADA Enric	1998		MAD	64,66	-	-

Best 5 at start

1	51	20421	SALVADORES Xavier	1996		AND	28,46
13	58	491862	SERRA Jordi	1994		CAT	33,05
3	63	491879	SALARICH Joaquim	1994		CAT	36,38
15	54	491859	MATEU Miquel	1994		CAT	43,80
6	60	20386	PUIG DAVI Arnau	1994		AND	44,79

(DNF: Did Not Finish, DSQ: Disqualified)

TOTAL

(B) List points of best 5 at start	186,48
(A) List points of the best 5 to finish in top 10	207,08
(C) Race points of corresponding competitors	33,53
Calculated penalty (A + B - C) = 360,03 / 10	36,00
Correction value (Z)	0,00
Category adder	3,00
Applied penalty	39,00

Technical Delegate

35 Derby Internacional Ciutadans Campeonato de España de Juveniles Slalom Ladies Official ranking

COMPETITION JURY

TECHNICAL DELEGATE	LOPEZ PRATS Santi	(AND)
CHIEF OF RACE	CARBONELL Jordi	(ESP)
REFEREE	ALEGRE Paco	(ESP)

WEATHER

CONDITIONS	SUNNY
SNOW	HARD
AIR TEMPERATURE	START : -2,0 °C FINISH : 1,0 °C

1st RUN

COURSESETTER	SALARICH Xavier	(ESP)
FORERUNNERS	- A - PEDRET Alex	(ESP)
	- B - CHERCOLES Miquel	(ESP)
COURSE	Roc Blanc Estadi	
START	1965 m	
FINISH	1770 m	
DROP	195 m	
HOMOLOGATION	8831/02/08	
GATES	58	
DIRECTIONS	57	
STARTING TIME	10:30	

2nd RUN

	AZNAR Felix	(ESP)
- A -	PEDRET Alex	(ESP)
- B -	CHERCOLES Miquel	(ESP)
COURSE	Roc Blanc Estadi	
START	1965 m	
FINISH	1770 m	
DROP	195 m	
HOMOLOGATION	8831/02/08	
GATES	57	
DIRECTIONS	55	
STARTING TIME	12:00	

LIST n°1016 APPLIED PENALTY: 42,03 CALCULATED PENALTY: 39,03 F = 720

Rank	(Rank)	Bib	Code	Name	Year	Category	Nation	Run 1	Run 2	Time	Gap	Points	Cit
1	(1)	5	496138	BARGALLO Julia	1995	U21		56.76	1:00.10	1:56.86		0,00	NO CIT
2	(1)	2	496055	PAU Nuria	1994	U30		55.99	1:03.04	1:59.03	2.17	13,37	NO CIT
3	(1)	10	496327	MIQUEL Mirentxu	1998	U18		59.25	1:00.35	1:59.60	2.74	16,88	NO CIT
4	(2)	3	496328	OLLER Anna	1998	U18		58.92	1:04.14	2:03.06	6.20	38,20	NO CIT
5	(3)	22	496371	FORNE Alba	1999	U18		1:03.96	1:04.61	2:08.57	11.71	72,15	CIT
6	(4)	25	496373	SULE Georgina	1999	U18		1:04.52	1:04.75	2:09.27	12.41	76,46	CIT
7	(5)	18	496360	COSTA Gloria	1998	U18		1:03.89	1:05.93	2:09.82	12.96	79,85	CIT
8	(6)	35	496375	FUCALE Alberta	1999	U18		1:07.45	1:08.31	2:15.76	18.90	116,45	CIT
9	(7)	33	496395	MARISTANY Ines	1999	U18		1:07.64	1:08.45	2:16.09	19.23	118,48	CIT
10	(8)	28	496337	MARTINEZ DE GUERENU Maria	1998	U18		1:08.29	1:08.58	2:16.87	20.01	123,29	CIT
11	(9)	38	496355	COSTA M teresa	1998	U18		1:09.56	1:09.22	2:18.78	21.92	135,05	CIT
12	(10)	32	496324	PUJOL Nora	1998	U18		1:11.12	1:08.76	2:19.88	23.02	141,83	CIT
13	(11)	51	496397	LABAL Adriana	1999	U18		1:11.09	1:09.93	2:21.02	24.16	148,86	CIT
14	(12)	46	496398	CRUELLES Julia	1999	U18		1:12.41	1:12.64	2:25.05	28.19	173,68	CIT
15	(13)	45	496409	CRUELLES Paula	1999	U18		1:13.62	1:11.68	2:25.30	28.44	175,23	CIT
16	(14)	40	496345	SANS Clara	1998	U18		1:17.31	1:10.67	2:27.98	31.12	191,74	CIT
17	(15)	43	496370	FORNE Ruth	1999	U18		1:14.53	1:13.82	2:28.35	31.49	194,02	CIT
18	(16)	30	496323	FORNE Claudia	1998	U18		1:08.39	1:20.47	2:28.86	32.00	197,16	CIT

Did Not Start - Run 1 (3)

11	496229	JIMENEZ Marta	1996	U21		NO CIT
15	25204	RIBO ALAEZ Marta	1998	U18		
50	496394	RIBE Anna	1999	U18		CIT

Did Not Finish - Run 1 (24)

4	496322	MATEU Eugenia	1998	U18		NO CIT
6	25207	MIJARES RUF Claudia	1999	U18		

35 Derby Internacional Ciutadans
Campeonato de España de Juveniles
Slalom Ladies
Official ranking

Rank (Rank)	Bib	Code	Name	Year	Category	Nation	Run 1	Run 2	Time	Gap	Points	Cit
7	496376	RELAT	Maria	1999	U18	SPA						NO CIT
8	496139	DIAZ-PRIETO	Anna	1995	U21	SPA						NO CIT
9	25188	RAMENTOL	Sara	1996	U21	AND						
12	496313	GANDARIAS	Sofia	1997	U21	SPA						NO CIT
13	496284	ESTEVE	Anna	1997	U21	SPA						NO CIT
14	496222	LOPEZ	Clara	1996	U21	SPA						NO CIT
16	496379	BELIO	Irati	1999	U18	SPA						NO CIT
19	496358	VALERO	Adriana	1998	U18	SPA						NO CIT
20	25201	RAMENTOL ALMEIDA	Mariona	1998	U18	AND						
23	496403	GASIENICA-KOTELNICKA	Noelia	1999	U18	SPA						NO CIT
24	496307	SAEZ	Mariona	1997	U21	SPA						CIT
29	496349	ISERN	Marta	1998	U18	SPA						CIT
31	496140	FERNANDEZ	Irati	1995	U21	SPA						CIT
34	496326	VALENCIA	Ivet	1998	U18	SPA						CIT
36	496310	CASTELL	Mariona	1997	U21	SPA						CIT
37	115209	SILVA	Florencia	1998	U18	CHI						NO CIT
39	496325	GARCIA	Marta	1998	U18	SPA						CIT
42	496346	SERRA	Andrea	1998	U18	SPA						CIT
44	496347	PEREZ	Carlota	1998	U18	SPA						CIT
47	496354	AGUILA	Blanca	1998	U18	SPA						CIT
48	496288	MOSTEIRO	Maria	1997	U21	SPA						CIT
49	496363	BEYA	Marta	1998	U18	SPA						CIT

Did Not Finish - Run 2 (5)

17	25208	ARNABAT MARSOL	Laura	1999	U18	AND						
21	496404	GORDO	Rocio	1999	U18	SPA						NO CIT
26	496339	HIJAZO	Nieves	1998	U18	SPA						CIT
27	496338	BELDARRAIN	Lucia	1998	U18	SPA						CIT
41	496407	PARIS	Mariona	1999	U18	SPA						CIT











Disqualified - Run 2 (1)

1	496405	SANCHEZ-CRUZAT	Alicia	1999	U18	SPA				Gate 56		CIT
---	--------	----------------	--------	------	-----	-----	--	--	--	---------	--	-----

35 Derby Internacional Ciutadans Campeonato de España de Juveniles Slalom Ladies Penalty calculation

Rank	Bib	Code	Name	Year	Nation	Region	Points	Best 5	Race points
------	-----	------	------	------	--------	--------	--------	--------	-------------

Best 10 at finish

1	5	496138	BARGALLO Julia	1995		CAT	39,68	39,68	0,00
2	2	496055	PAU Nuria	1994		CAT	40,22	40,22	13,37
3	10	496327	MIQUEL Mirentxu	1998		CAT	53,90	53,90	16,88
4	3	496328	OLLER Anna	1998		CAT	80,04	80,04	38,20
5	22	496371	FORNE Alba	1999		CAT	106,81	-	-
6	25	496373	SULE Georgina	1999		CAT	117,34	-	-
7	18	496360	COSTA Gloria	1998		CAT	101,34	101,34	79,85
8	35	496375	FUCALE Alberta	1999		CAT	169,32	-	-
9	33	496395	MARISTANY Ines	1999		CAT	155,67	-	-
10	28	496337	MARTINEZ DE GUERENU Maria	1998		ARA	142,63	-	-

Best 5 at start

1	5	496138	BARGALLO Julia	1995		CAT	39,68
2	2	496055	PAU Nuria	1994		CAT	40,22
DNF	14	496222	LOPEZ Clara	1996		CAT	42,58
DNF	9	25188	RAMENTOL Sara	1996		AND	47,01
3	10	496327	MIQUEL Mirentxu	1998		CAT	53,90

(DNF: Did Not Finish, DSQ: Disqualified)

TOTAL

(B) List points of best 5 at start	223,39
(A) List points of the best 5 to finish in top 10	315,18
(C) Race points of corresponding competitors	148,30
Calculated penalty (A + B - C) = 390,27 / 10	39,03
Correction value (Z)	0,00
Category adder	3,00
Applied penalty	42,03

Technical Delegate